


A-LEVEL Spanish

Transition

Transition from GCSE to A-Level Workbook



El Valle de los Caídos, San Lorenzo de El Escorial

Name: _____

Transition to A-Level Workbook

CONTENTS

An introduction to transition work	3
Useful resources	4-6
Grammar checklist and resources	7-8
Tenses workout	9-10
Research tasks	11-15
Listening – top tips and suggested activities	16
Reading – top tips and suggested activities	17
Writing – top tips and suggested activities	18
Speaking – top tips and suggested activities	19
General tips for independent learning	20
Appendix 1: Understanding the news in Spanish	21
News Grid blank template	22
Appendix 2: Using an Independent Learning Log	23
Independent Learning Log blank template	24-31

Transition from GCSE to A-level


What is transition work?

Transition work is independent learning to consolidate what you already know and begin to accumulate new knowledge in preparation for the A-level course. The main aim is to keep practising your language regularly – little and often is the key. This way, it won't feel like such a big step up in September.

What does independent learning look like?

There are huge amounts of resources available to you in order to keep your language going, many of which will be referenced in this booklet. As well as preparing you for the A-level, independent learning is a major opportunity to further explore the Spanish language through a range of activities tailored to your own interests:


- You choose what you do, where, when and why
- A chance to make your learning fun by choosing material which really interests you
- You taking responsibility for your own progress and achievements
- Working on the language skills you have identified as a particular area to work on
- Developing your confidence about learning new languages in the future
- Developing your effectiveness as a learner
- Making effective use of free time to find new ways of learning that keep you interested
- An opportunity to work constructively with friends



Where should I start?

This booklet contains a range of different suggestions of activities to complete independently as well as some grammar activities and research tasks to give you some background knowledge to some of the topics on the A-level course.

Remember that A-level builds on what you already know from GCSE (the Spanish language is still the same!) so why not start by working through your GCSE Grammar and Translation book (if you have one) or looking online for the A-level equivalent?



Useful Resources



Watch...

TELEVISION

- If you have Netflix or Amazon Prime, try searching for “Spanish language films” or “Spanish language TV”. Many English language films/programmes also have a Spanish audio or subtitle option
- <http://www.bbc.co.uk/languages/spanish/tv/> The BBC website has some useful links to Spanish TV programmes online and tips for how to get the most out of it.
- <https://www.rtve.es/alacarta/> A range of programmes available to view online from the Spanish equivalent (roughly) of the BBC
- <https://www.telecinco.es/> One of the most popular TV channels in Spain. Not all of the content is available to watch outside of Spain but there are lots of great programmes on there which are available online.
- <http://www.telemadrid.es/> Videos from Madrid’s own regional TV channel
- www.rtve.es/noticias Click on the Telediario for a 4-minute version of the daily news

FILM

- As well as those available with subscriptions like Netflix, there are also a range of Spanish films available to rent, buy or view for free on YouTube, or of course you can order a DVD online. Here are some film suggestions you may like to try:
 - *Ocho apellidos vascos*
 - *Maria, llena eres de gracia*
 - *Volver*
 - *Abel*
 - *Las 13 rosas*
 - *Diarios de motocicleta*
 - *La lengua de las mariposas*
 - *El Laberinto del Fauno* (Pan’s Labyrinth)
 -
- www.youtube.com Search for videos on topics that interest you and see if you can find any channels to subscribe to. YouTube is also a great research tool and there are lots of informative videos in English on things like Spanish politics, culture or geography.

Listen...

RADIO

- Listening to Spanish radio is a great way to expose yourself to more Spanish easily. Have it on in the background while you are doing something else!
 - Radio Nacional de España (<https://www.radio.net/s/rneradionacional>)

- Cadena SER (<https://cadenaser.com/>)
- Europa FM (<https://www.radio.net/s/europafm>)
- <https://tunein.com/radio/Spain-r100416/> A comprehensive list of radio channels in Spain available online
- <https://blog.lingoda.com/en/10-radio-stations-to-help-you-learn-spanish> This blog post contains links to 10 Spanish-speaking radio stations available online. This includes radio stations from Latin American countries as well as from Spain.

MUSIC

- Look up current Spanish artists in the Spanish music charts and listen to some of their music on YouTube. The suggested videos down the side or underneath are often a good way of discovering new music – and don't forget to ask others for their recommendations.
- www.lyricstraining.com Use this website to listen to Spanish music while improving your listening skills. Listen to a song with the accompanying YouTube video and fill in the missing words in the lyrics underneath. There are 4 difficulty levels and two settings – multiple choice mode or typing mode.

OTHERS

- Don't forget that many language learning websites including BBC bitesize have specific listening materials aimed at school-age learners. If you bought a GCSE revision guide this should have links to listening passages. Rather than completing GCSE style comprehension questions, why not use the audio files in a different way – try to transcribe the passage you are listening to in Spanish.
- <https://www.newsinslowspanish.com/> This podcast is also available as an app – just search for 'News in slow Spanish'. Although you need a subscription to access all material, there is a section for free content which contains a new podcast each week.

Read...

NEWSPAPERS AND MAGAZINES

- <https://www.bbc.com/mundo> News stories from around the world in Spanish covering a range of topics
- <http://www.elpais.com/> Like many Spanish newspapers, El País is available to read online. You don't have to read the full paper cover to cover, just try to find one article that grabs your attention.
- <https://www.20minutos.es/> This is a more light-hearted newspaper which covers gossip as well as global news stories. There is also a video section <https://www.20minutos.es/videos/>
- <https://www.w3newspapers.com/spain/> This site contains links to a number of Spanish-language newspapers available to read online.
- <https://www.abc.es/familia/padres-hijos/jovenes/> Many online news sites have a section aimed at younger readers. Look for the 'jovenes' section like this one.

OTHER WAYS TO READ

- Change the language on your phone to Spanish – eventually you will be reading in Spanish without even realising it (and it's a great way to get a head-start on the technology topic)
- Set your default internet search engine to www.google.es instead of the English version.
- Use a different search engine such as <http://es.yahoo.com/>. Setting this as your homepage will make you read Spanish every time you log on and it will become an easy part of your daily routine.
- Keep your own vocabulary log. Have an entire exercise book or notebook dedicated to this that you have with you every time you read, watch or listen to something in Spanish.

Surf...

OTHER USEFUL WEBSITES

- www.memrise.com – invaluable for learning Spanish vocabulary. The site is designed in such a way that if you stick with it and use it regularly, reviewing past vocabulary items as well as learning new vocabulary, it automatically sticks in your long-term memory
- <http://wikipedia.es> Use the Spanish version of Wikipedia when researching topics. It makes picking up the vocabulary much easier! Bear in mind though that anybody can edit Wikipedia so don't take everything you read as fact! Still a good starting point though.
- www.wordreference.com A really useful online dictionary. Don't forget to use the conjugate tool for online verb tables too!
- www.twitter.com If you haven't got a Twitter account, I would suggest signing up for one. Because of the character limit, you never have too much to read! See what interesting channels you can find to follow. Try something like BBC News Mundo (@bbcmundo) to get you started.

Grammar Checklist

What should I know by now?

Good news – you have already covered a lot of the A-level grammar at GCSE! Use the checklist below to remind yourself of what you have already covered and RAG-rate (Red, Amber, Green) yourself on how confident you are for each grammar point. You will then know which grammar points to spend more time re-capping. Following the checklist is a list of some suggested websites you can use to revise or practise your grammar.

	I HAVE NO IDEA	I NEED TO REVIEW THIS	CONFIDENT WITH THIS
Nouns: gender, singular and plural forms			
Articles: definite (<i>el, la, los...</i>) and indefinite (<i>un, una...</i>)			
Adjectives: agreement			
Adjectives: position and word order			
Adjectives: possessive adjectives (<i>mi, mis...</i>)			
Adjectives: demonstrative adjectives (<i>este, esta...</i>)			
Adjectives: comparative adjectives			
Adjectives: superlative adjectives			
Adjectives: indefinite adjectives (<i>otro, mucho...</i>)			
Quantifiers and intensifiers			
Adverbs: forming adverbs			
Adverbs: adverbs of time, frequency and place			
Interrogatives: asking questions			
Pronouns: subject pronouns (<i>yo, tú...</i>)			
Pronouns: reflexive pronouns (<i>me, te, se...</i>)			
Pronouns: emphatic pronouns (<i>mí, tí...</i>)			
Pronouns: possessive pronouns (<i>el mio, el tuyo...</i>)			
Pronouns: relative pronouns (<i>que, lo que, quien...</i>)			
Pronouns: interrogative pronouns			
Pronouns: direct object pronouns			
Pronouns: indirect object pronouns			
Pronouns: demonstrative pronouns			
Pronouns: indefinite pronouns (<i>algo, nada...</i>)			
Connectives			
Verbs: present tense – regular verbs			
Verbs: present tense – irregular verbs			
Verbs: present tense – stem-changing verbs			
Verbs: present tense – reflexive verbs			
Verbs: <i>ser</i> and <i>estar</i>			

	I HAVE NO IDEA	I NEED TO REVIEW THIS	CONFIDENT WITH THIS
Verbs: verbs like <i>gustar</i>			
Verbs: present tense – modal verbs			
Verbs: the preterite – regular verbs			
Verbs: the preterite – irregular verbs			
Verbs: the preterite – reflexive verbs			
Verbs: the preterite – stem-changing verbs			
Verbs: the imperfect tense			
Verbs: preterite or imperfect tense?			
Verbs: the near future			
Verbs: the future tense (simple future)			
Verbs: the conditional (present conditional)			
Verbs: the present continuous			
Verbs: the imperfect continuous			
Verbs: the perfect tense			
Verbs: the pluperfect tense			
Verbs: negatives			
Verbs: the present subjunctive			
Verbs: the imperative			
Verbs: the imperfect subjunctive			
Verbs: the passive voice			
Verbs: using <i>desde hace</i>			
Prepositions: <i>por</i> and <i>para</i>			
Prepositions: expressions with infinitives			
Prepositions: the personal <i>a</i>			

References

Here are some websites which may be useful for revising and practising grammar:

- www.languagesonline.org.uk general site with an A level section (very good grammar)
- www.bbc.co.uk/languages interesting site, lots of revision materials
- <http://www.languagesresources.co.uk/SpanishALGrammar.html> grammar explanations and activities
- <https://conjuguemos.com/activities/spanish/grammar/1> interactive grammar activities



Tenses Workout



Can you identify the tense (or mood) in the sentences below? Use the letters from the list, then translate the sentences into English.

1. Si **fuera** rico, iría a Nueva York _____
2. **Me gustaría** ir a Perú _____
3. Juan **tiene** suerte _____
4. Me di cuenta de que **había perdido** mi pasaporte _____
5. **Llegaré** a casa sobre las once _____
6. Es importante que **aprendamos** idiomas _____
7. El año pasado **fui** a Ecuador _____
8. Ahora mismo **estoy viendo** la tele en casa _____
9. **¡Escuchad!** _____
10. Ya **he terminado** mis deberes _____
11. **Estaba leyendo** cuando llegaste _____
12. **Jugaba** al fútbol cuando **era** pequeño _____
13. **Van a ver** una película más tarde _____

A Present	B Imperfect	C Preterite	D Conditional (present)	E Near future
F Future	G Present continuous	H Imperfect continuous	I Perfect	J Pluperfect
K Present subjunctive	L Imperfect subjunctive	M Imperative		

Fill in the blanks with the correct form of the verb given in brackets.

1. Si (llover **A**) _____, yo (quedarse **F**) _____ en casa.
2. Él (acostarse **J**) _____ muy pronto.
3. Si yo (tener **L**) _____ dinero, yo (visitar **D**) _____ Latinoamérica.
4. (abrir **M**) _____ vuestros cuadernos y (escribir **M**) _____ la fecha.
5. Yo (ir **C**) _____ a Francia pero (hacer **B**) _____ demasiado frío.
6. Yo (hacer **D**) _____ una gira del mundo si (tener **L**) _____ suficiente dinero.
7. Yo nunca (aprender **F**) _____ el chino ya que (ser **A**) _____ muy difícil.
8. Yo (querer **A**) _____ que ella (hacer **K**) _____ sus deberes esta noche.
9. Yo (ver **H**) _____ la tele cuando mi amiga (llegar **C**) _____ a la puerta.
10. Yo (leer **G**) _____ una novela de amor.
11. Si yo (tener **A**) _____ tiempo, (ir **E**) _____.
12. Pedro (descargar **I**) _____ la nueva canción de Shakira pero a él no le (gustar **C**) _____ porque en su opinión (ser **A**) _____ aburrida.

Fill in the grid with both the *yo* (1st person) and *él/ella/usted* (3rd person) forms.

INFINITIV E	PRESENT	PRETERITE	IMPERFECT	FUTURE	CONDITIONA L	PRESENT SUBJUNCTIV E
escuchar	<u> escucho </u> _____ -	_____ - _____	_____ _____ _____	<u> escucharé </u> _____ -	_____ _____	_____ _____
comer	_____ - _____ -	_____ - _____ -	<u> comía </u> _____ _____	_____ - _____ -	_____ <u> comería </u>	_____ _____
escribir	_____ - _____ -	<u> escribí </u> _____ - _____	_____ _____ _____	_____ - _____ -	_____ _____	_____ _____
jugar	_____ - _____ -	_____ - _____ -	_____ _____ _____	_____ - _____ -	_____ _____	<u> juegue </u>
tener	_____ - _____ -	_____ - _____ -	_____ _____ _____	_____ - _____ -	_____ _____	_____ _____
hacer	_____ - _____ -	_____ - _____ -	<u> hacía </u> - _____	_____ - _____ -	_____ _____	_____ _____
salir	_____ - _____ -	_____ - _____ -	_____ _____ _____	_____ - _____ -	_____ _____	_____ _____
ser	_____ - _____ -	_____ - <u> fue </u> _____	_____ _____ _____	_____ - _____ -	_____ _____	_____ _____
estar	_____ - _____ -	_____ - _____ -	_____ _____ _____	_____ - _____ -	_____ _____	_____ _____

ir	_____	___fui___	_____	_____	_____	_____
	-	_____	_____	-	_____	_____
	_____	-	_____	_____	_____	_____
	-	_____	_____	-	_____	_____
poder	_____	_____	_____	_____	___podría___	_____
	-	-	_____	-	_____	_____
	_____	_____	_____	_____	_____	_____
	-	-	_____	-	_____	_____
querer	_____	_____	_____	_____	_____	_____
	-	-	_____	-	_____	_____
	___quiere_	_____	_____	_____	_____	_____
	-	-	_____	-	_____	_____
leer	_____	_____	_____	_____	_____	_____
	-	-	_____	-	_____	_____
	_____	_____	_____	_____	_____	_____
	-	-	_____	-	_____	_____
ver	_____	_____	_____	_____	_____	_____
	-	-	_____	-	_____	___vea___
	_____	_____	_____	_____	_____	_____
	-	-	_____	-	_____	_____
decir	_____	_____	_____	_____	_____	_____
	-	-	_____	-	_____	_____
	_____	_____	_____	_____	_____	_____
	-	-	_____	-	_____	_____
venir	___vengo___	_____	_____	_____	_____	_____
	_____	-	_____	-	_____	_____
	-	_____	_____	_____	_____	_____
	_____	-	_____	-	_____	_____

Research Tasks

Below are some suggested tasks to complete in preparation for studying some of the A-level topics. Some of the tasks are aimed at gaining a greater knowledge of Spanish culture in general whereas others are directly linked to one of the modules on the A-level course.


Keep a log of all of the tasks you complete and don't forget to record your sources (e.g. books used, websites visited and the date). It may be useful to set up a folder to record all of the work you complete (see Appendix 2: Setting up an Independent Learning Log).

IMPORTANT FIGURES

What are these people known for?



Francisco Franco



Che Guevara



Eva Perón



Miguel de Cervantes



Clara Campoamor



Shakira



Alberto Contador



Salvador Dali



Frida Kahlo



Fidel Castro

LA IDENTIDAD REGIONAL EN ESPAÑA

¿Cuántas lenguas minoritarias se habla en España?

¿Sabes qué es la merienda?

¿Cuál es tu fiesta hispánica preferida?

¿Existen estereotipos regionales en España?

Haz una investigación sobre la diversidad regional en España.

**Las tradiciones/
fiestas**

Las costumbres	
La gastronomía	
Le geografía	
Las lenguas	

HISTORICAL RESEARCH

The Spanish Civil War.

It would be useful to do some research into Spain during this period of history:

- Research the events that led to the Civil War
- What happened to Spain during this time?
- What was life like in Spain during the Civil War?

Use the questions below to guide your research.

1. What was the political situation in Spain during the period 1925-1935?	
2. What were Franco's reasons for wanting to take charge?	
3. What different regions of Spain were Nationalist (pro-Franco) and Republican (opposing Franco)?	
4. What was the outcome of the Civil War?	
5. What were the implications on daily life for Spanish people?	

ADDITIONAL TASKS

In Year 13, you will be asked to conduct an Individual Research Project where you will research a topic of your own choosing relating to a Spanish-speaking country and present your research as part of your speaking exam. The following tasks will enable you to develop your research skills in preparation for this as well as give you a range of topics you may be interested in researching further at a later date.


- Research the different regions of Spain. How is the culture or geography different between the different regions? Choose one region to focus on in more detail and find out about the typical customs, traditions, festivals, foods etc. from this region.
- Spanish is the second most widely-spoken native language in the world (after Chinese), largely due to the population of South America. As such, you are expected to know about *latinoamérica* as well as Spain. Research the wider Spanish-speaking world. How many countries in the world speak Spanish? Choose a country other than Spain to research in more detail. Find out about the history, music, politics and general culture. How is it different from Spain?
- Research a time in Spain's history that you don't know much about. Do you know why the following dates are significant for Spain?
 - 1939
 - 19th November 1975
 - 1986
 - 11th March 2004
 - June 2014
- Research a variety of hispanophone music styles and artists. The list below gives some ideas of styles/artists you may not have heard of or know much about:

○ el reggaetón	○ el bolero	○ el flamenco
○ la samba	○ el mariachi	○ Los Kjarkas
○ el merengue	○ Julio Iglesias	○ Luis Miguel
○ la salsa	○ David Bisbal	○ Gloria Estefan
○ el paso doble	○ Romeo Santos	○ Celia Cruz
○ el tango (argentino)	○ Maná	○ Daddy Yankee
○ la bachata	○ Plácido Domingo	○ Juan Luis Guerra
- Cinema in Spain and South America is very influential and popular worldwide. Research some of the film-makers, directors and actors below:

○ Miguel Arteta	○ Luis Buñuel	○ Pilar Miró
○ Alejandro Amenabar	○ Pedro Almodóvar	○ Gael García Bernal
○ Alfonso Arau	○ Alejandro Amenábar	○ Salma Hayek
○ Alfonso Cuarón	○ Antonio Banderas	○ Sofía Vergara
○ Alejandro González Iñárritu	○ Penelope Cruz	○ Benicio del Toro
○ Guillermo del Toro	○ Javier Bardem	○ Victoria Abril
	○ Andy Garcia	
	○ Michael Peña	

Use the hints and tips over the next few pages to find different ways of practising different skills in ways that you find effective and interesting. Keep a record of everything you read, watch and listen to as well as

any written work or grammar activities you complete.



LISTENING



Possible activities:

- Watch films and write a review or notes (just watching passively won't help your language as much as doing something productive as well). You can search Netflix or Amazon Prime for "Spanish language films" or "Spanish language TV" and you can even rent Spanish films on YouTube.
- Watch Spanish TV online – certain Spanish TV channels stream live online or have an archive of videos from some of their programmes available to watch – try watching the news in Spanish regularly and using the News Grid in this booklet to help you make notes
- Listen to online radio
- Listen to Spanish music – YouTube is a great source of Spanish music and you can normally find a version with subtitles to sing along! (or at least follow the lyrics on screen)
- Try www.lyricstraining.com for a fun way to improve your listening skills with Spanish music

10 hints when listening in a foreign language:

1. Listen to a DVD, audio CD or online streamed video/audio whenever possible. Although viewing live TV can be fun and helps train your ear, using recorded material presents two major advantages: you have a much greater choice of subject and you can Pause and Replay the material.
2. Think about the subject before you start. Make a list of words and phrases you expect to hear, and tick them off (bingo style) as they come up.
3. Listen actively – always have a pen and paper handy to note interesting vocabulary etc.
4. Take notes in Spanish. When listening to normal speech you do not have time to translate everything. Working only in Spanish will train your brain to think in Spanish.
5. Don't worry if you can't understand everything. Concentrate instead on what you do understand.
6. The first time, listen to the whole item without stopping. This will give you a better understanding of the overall context before concentrating on more precise details.
7. For more detailed work, concentrate on quite short sections, e.g. a single news item.
8. Pause and Replay recordings when these features are available.
9. If a transcript is available, try not to look at it until the end of your listening activity. Use it after listening to find any unknown vocabulary.
10. Enjoy it! Try finding something that you love watching or listening to that you are more motivated to keep coming back to. Having Spanish music or radio on in the background while you're doing something else is a great way to keep up your exposure to the Spanish language.





READING



Possible activities:

- Search the internet for things you are interested in (try www.google.es for better results)
- Read novels, magazines, newspapers
- Most Spanish newspapers have a free online version as well as a mobile app
- Keep vocabulary lists and look up new words when reading something in Spanish
- If you are researching something for another subject, try using the Spanish Google to search for the topic in Spanish first

10 hints when reading in a foreign language:

Before Reading:

1. Look at the title, introduction and contextual clues such as pictures. What do you think the text is about? Finding a topic you are interested in means you are more likely to persevere with it.
2. Make a list of any relevant vocabulary you can think of.



First Reading:

3. Read the text once without stopping – some of the meaning will become clearer as you read through it.

Second Reading:

4. Underline words and expressions you don't know. Don't look them up immediately.
5. There should be one main idea per paragraph. Summarise each paragraph in one sentence.

Vocabulary:

6. Don't look up every word.
7. First look at the context – do you need to know this word to understand the overall meaning? (*Often a rough idea is enough e.g. a type of tree, a positive or negative emotion etc.*)
8. Try to guess the meaning: is it a noun/adjective/verb? Is it similar to a word in English?
9. Choose a maximum of 10 words or expressions to look up in a good dictionary. Try to select vocabulary with a common theme to help you remember it.
10. Instead of simply writing the meaning of a word in English, try to include new vocabulary in a sentence in Spanish to demonstrate its use in context.

WRITING



Possible activities:

- Translations
- Summarise in your own words a text you have read or a film/news item you have seen
- Writing a letter to a penfriend/magazine editor/employer
- Use new vocabulary in a sentence
- Whatever type of activity you are doing, make vocab notes. Use index cards, keep a vocab book, use Memrise or anything that works for you, but make sure you are learning vocabulary regularly. You should keep a record of vocabulary you have learned – why not use an unused notebook as a Vocabulary Learning Log?

10 hints when writing in a foreign language:



Before starting to write:

1. What is your purpose in writing (*e.g. to inform/to persuade/to request*)?
2. Who is your intended reader? Are you writing a letter to a penfriend or a formal article? Keep an appropriate tone throughout your writing.
3. Who is your intended reader? Will your writing interest them?

While writing:

4. Will you address your reader directly in the second person (*e.g. writing to a penfriend*)? If quoting, will you use reported speech or direct speech?
5. When recounting events, are you going to use the present tense for greater immediacy (*e.g. describing the plot of a film*) or a past tense (*or past tenses*)?
6. Write directly in Spanish without drafting in English first – translating is harder than writing!

Checking your work:

7. Are your ideas well-organised and linked in a logical structure?
8. Are you being repetitive? Is there another way of saying something?
9. Have you written concisely or could you communicate your message effectively using fewer words?
10. Check your verb endings, tenses and forms. Have you been consistent in your use of tenses? Use your grammar notes or workbook to remind yourself of verb endings – you can also use the conjugation tool on WordReference to look up verb tables. Check adjectival agreements, gender, accents, spelling and word order.



SPEAKING



Possible activities:

- Practise speaking with other members of the class over the phone or Face Time.
- When reading, read the text aloud to yourself first, or if you have the transcript to something you are listening to, read along to check your pronunciation.
- Record yourself speaking in Spanish to work on your pronunciation – your teacher can give you feedback on audio recordings as well as written work.
- After watching the news, write and record your own script for the news items you have seen.

Other ways to develop speaking skills:

- Listen actively to authentic speech. Note in particular the little words and expressions that are used to link ideas, start sentences, give opinions, change the subject etc.
- Repeat phrases or whole sentences when listening, attempting to imitate exactly the pronunciation, intonation and speed of the original. Record yourself so you can compare.
- When there is a transcript available, mark where stresses fall, then after listening several times read the whole script aloud, again trying to mimic the original.
- Don't be afraid to talk aloud, either to yourself or as a recording. Let go of your inhibitions.
- Although it is important to work on your pronunciation in order to be understood, never be ashamed of your accent and don't be afraid to make mistakes – most people make mistakes even when talking in their own language.
- Many problems of understanding are actually caused by poor intonation or misplaced stress. When listening and repeating, pay particular attention to the rise and fall of the voice and stressed syllables and words.





GENERAL TIPS



Vocabulary:

- When you come across a new word, try to deduce its meaning from context or from the structure of the word.
- Does the word appear in other sentences which may help you work out the meaning?
- You are more likely to remember something you've worked out for yourself – try to resist rushing straight for the dictionary
- Try a monolingual Spanish dictionary first – can you work out the meaning from its definition in Spanish?
- Keep track of new vocabulary:
 - Spanish/English
 - Spanish/Spanish definition
 - Colour-coding for masculine/feminine or adjectives/verbs
 - New sheet/page for different topics
 - Example sentence using the word/phrase in context
- Learn vocabulary regularly:
 - Look, cover, write, check
 - Find/Create a course on Memrise

Dictionaries:

- Familiarise yourself with the abbreviations used (*e.g. adv for adverb, vi for intransitive verb etc.*) and be aware of the function of the word you are looking up
- To ensure you have found the right word, look it up the other way round (Spanish-English, English-Spanish)
- Take note of genders of nouns and types of verbs
- WordReference is an excellent online bilingual dictionary and has a free mobile app

Grammar:

- Familiarise yourself with grammatical terms in Spanish and English. This will help you when learning about a new grammar point or looking up particular types of word in a dictionary.
- There are many websites available with online grammar practice – a quick Google search will provide you with hours of independent study.
- Don't be ashamed of completing 'beginner level' grammar activities – it is always good revision and can help improve your accuracy.

Appendix 1: Understanding the news in Spanish

General tips:

Take notes and keep them in a notebook/folder

Make it easy for yourself – a bit at a time in your own time and at your own pace

Make a regular time slot to listen to or watch the news in Spanish

Be realistic about what you will get out of it – you won't understand everything! It could be something as simple as getting into a routine of regularly hearing the language, training your ear to the way it sounds or picking out a couple of words.

Before watching:

Select a story that suits your interests and time requirements.

International news and universal issues such as the environment, the economy, science, technology and sport may be easier to understand than complicated domestic issues that require prior knowledge of Spanish society, politics etc.

You may find text versions or transcripts of the story elsewhere on the site. Make a note of key words and look up any you don't know.

If you have time to do so, look up the story on an English site first to find out a bit about the detail.

Viewing:

Start by just watching the headlines. They tend to go very fast and might be difficult to grasp. Try watching through before stopping and going back to watch in smaller parts.

Watch more than once. It may take a while to get used to hearing the language – particularly at that speed!

As you watch, use the News Grid to pick out particular information each time rather than trying to understand it all at once. You will probably find that you understand the material better by following this process.

Using the News Grid:

Complete it vertically, filling in one or two columns for each viewing. Work on the headlines first, and then on the full stories to complete the final columns.

Using the headlines:

- Fill in 'Type' and 'Who' for each story
- On a 2nd viewing, complete 'Where' and 'When' etc.

The other columns may need further viewing including the main stories. Try to write as many of your notes as you can in Spanish.

After viewing:

Choose a particular news item which has caught your interest and re-write your notes as it for a newspaper, including a headline.

Keep a record of your session including a link to the video so you can re-watch at a later date and compare notes.

Write your own script for a chosen story and record yourself acting as a newscaster.



News Grid



Watching/Listening to the News in a Foreign Language

Use this grid when watching or listening to the news from the internet.

Refer to the 'Understanding the News' sheet in your Independent Learning Portfolio Guide for guidance on how to complete this grid.

You may wish to create your own grid using the same headings to give yourself more space to make notes.

Complete in the target language

	<u>*Type</u>	<u>Who</u>	<u>Where</u>	<u>When</u>	<u>What</u>	<u>Why/How</u>	<u>Comments/Notes</u>
1							
2							
3							
4							
5							

*Type – e.g. politics, economics, social issues, international, sport, technology, health etc.

Hint: Complete columns vertically.

1. Watch all headlines together scanning only for **Type** and **Who**
2. Stop and re-watch doing the same again for the next couple of columns, etc.
3. Finish the remaining columns by adding details from the main stories



Appendix 2: Keeping an Independent Learning Log



What should go in it?

- When you begin the A-level, you will be asked to keep your own Independent Language Learning Log – so why not start it now? Have a ringbinder set up where you can keep examples of your work between now and beginning the course. You can then add to this over the 2 year A-level course.
- Your Independent Language Learning Log is like a personal diary, so keep it up to date, add to it regularly and put a date on each entry. Use the grids on the following pages to keep track of activities completed.
- Keep a record of all your learning activities, even things with no physical ‘proof’ such as speaking practice with a partner or listening to the radio.
- Reflect on whether different activities have been useful or not once completed. If a certain type of activity is proving less effective, is there something else you could try?
- Keep examples of completed work that you can look back through. You may want to include:
 - Samples of homework and tests you are proud of (once we begin the course)
 - Things which are useful for revision such as vocab lists and grammar notes
 - Articles you have read with your summary or notes
 - Summaries of films you’ve seen
 - Print-outs of online grammar activities
 - Notes on films and programmes you have watched/listened to including completed News Grids
 - Translations of texts you have chosen yourself
 - Research into some of the topic areas for the A-level course



Spanish Language Learning Log



Date	Activity	Skill (✓)					Time Spent	Comments
		Receptive			Productive			
		A/V	R	Gr	Sp	Wr		

Receptive skills: A/V – Audio/Visual R – Reading Gr – Grammar
 Productive skills: Sp – Speaking W – Writing



Spanish Language Learning Log



Date	Activity	Skill (✓)					Time Spent	Comments
		Receptive			Productive			
		A/V	R	Gr	Sp	Wr		

Receptive skills: A/V – Audio/Visual R – Reading Gr – Grammar
 Productive skills: Sp – Speaking W - Writing



Spanish Language Learning Log



Date	Activity	Skill (✓)					Time Spent	Comments
		Receptive			Productive			
		A/V	R	Gr	Sp	Wr		

Receptive skills: A/V – Audio/Visual R – Reading Gr – Grammar
 Productive skills: Sp – Speaking W - Writing



Spanish Language Learning Log



Date	Activity	Skill (✓)					Time Spent	Comments
		Receptive			Productive			
		A/V	R	Gr	Sp	Wr		

Receptive skills: A/V – Audio/Visual R – Reading Gr – Grammar
 Productive skills: Sp – Speaking W – Writing



Spanish Language Learning Log



Date	Activity	Skill (✓)					Time Spent	Comments
		Receptive			Productive			
		A/V	R	Gr	Sp	Wr		

Receptive skills: A/V – Audio/Visual R – Reading Gr – Grammar
Productive skills: Sp – Speaking W – Writing



Spanish Language Learning Log



Date	Activity	Skill (✓)					Time Spent	Comments
		Receptive			Productive			
		A/V	R	Gr	Sp	Wr		

Receptive skills: A/V – Audio/Visual R – Reading Gr – Grammar
 Productive skills: Sp – Speaking W – Writing



Spanish Language Learning Log



Date	Activity	Skill (✓)					Time Spent	Comments
		Receptive			Productive			
		A/V	R	Gr	Sp	Wr		

Receptive skills: A/V – Audio/Visual R – Reading Gr – Grammar
Productive skills: Sp – Speaking W – Writing



Spanish Language Learning Log



Date	Activity	Skill (✓)					Time Spent	Comments
		Receptive			Productive			
		A/V	R	Gr	Sp	Wr		

Receptive skills: A/V – Audio/Visual R – Reading Gr – Grammar
 Productive skills: Sp – Speaking W - Writing

